

# BusConnects Dublin: Tree Replanting and Landscaping Programme and FAQs

May 2026

## BusConnects Dublin: Tree Replanting and Landscaping Programme 2026

### A project wide commitment to greener and more sustainable urban realms

BusConnects is a city shaping project that will connect more people and places through an enhanced sustainable transport system, together with improved cycling and pedestrian infrastructure across the Greater Dublin area.

BusConnects Dublin's approach to tree replacement is to build urban realms focused on enhanced biodiversity and improved urban quality across our city. In doing so, we will plant more trees than we remove in a considered and integrated manner.

A variety of new tree species and sizes appropriate for their location are to be planted in urban tree pit systems to allow for protection of the soil structure and allow for good root development.

Wherever possible, we will seek to reuse materials from felled trees to benefit the community through community gardens, community groups, schools, and towards the development of Biodiversity Gardens. Feedback from the public continues to be welcomed through public engagement actions.



## Our commitment to landscaping and green spaces

**BusConnects Dublin is committed to investing in a greener Dublin across the entire programme. Our tree replanting and landscaping programme aims to deliver greener infrastructure and urban realms as part of a sustainable transport network.**

The intention for the implementation of landscape works is that when a given phase of any given scheme is ready, the landscape works will be implemented, subject to any seasonal constraints for different varieties of trees and plants.

A baseline change could be, for example, if a tree died between the date the initial survey was undertaken and accordingly a new tree will then be planted to replace it.

Implementation of landscape works will be delivered in a phased approach following on from the civil works delivered by the appointed contractors for each Scheme.

## Why some trees have been identified for removal

**Throughout the lifecycle of the project, BusConnects aims to enhance the capacity and potential of the public transport system by improving bus speeds, reliability, and punctuality through the provision of bus lanes and other measures to provide priority to bus movements over general traffic movements and to enhance the potential for cycling by providing safe infrastructure for cycling, segregated from general traffic wherever practicable. The removal of trees is required to provide improved pedestrian, cycling, and bus infrastructure for lower emission travel.**

These environmental improvements are reliant on essential infrastructure upgrades such as road widening, improved pedestrian crossings, and the installation of cycle lanes and bus corridors. Trees have been identified for removal only where strictly necessary to facilitate these essential upgrades.

Review and re-design of the initial alignment and extent of proposals through sensitive areas has reduced the loss of high-quality trees. Despite best efforts to retain mature and significant trees, some impacts are unavoidable due to spatial constraints and safety requirements.

## How we select the tree species

Each tree removal decision was informed by a detailed Arboriculture Impact Assessment, carried out in accordance with The Arborist's Report. This assessment considered tree health, location, and potential conflicts with the proposed design. A number of woodland/groups of trees are estimated to be affected.

However, these losses are being addressed through a comprehensive mitigation and replanting strategy, meaning that we will be replanting more trees than we remove. A combination of standard to semi-mature trees are proposed as they provide immediate and long-term benefits compared with young saplings. Because semi-mature trees already have established trunks, branches, and root systems, they provide instant visual impact, creating shade, structure, and greenery that can transform a landscape. They also stabilise soil and ecosystems more quickly, supporting biodiversity sooner than saplings can.

Their advanced root development makes them more resilient to harsh weather, pests, and competition, and they typically require less protection and maintenance in their early years. In urban projects, semi-mature trees can also increase property value and improve environmental performance — for example, by offering immediate carbon absorption and temperature regulation—while reducing the waiting time for a fully developed canopy. The final list of tree species was developed in consultation with the relevant authorities Office of Public Works' Parks and Wildlife Departments to align with their requirements.

# We're already working on the next generation of trees

As we all know, trees take time to grow, which is why we're engaging with our suppliers to ensure the trees of tomorrow are already beginning their journey. The approved tree suppliers for the Schemes have provided a Certificate of Provenance Declaration Form for all trees, plants, and seeds. Where native plant and tree species are specified, subject to availability, plants shall have been grown in Ireland from seed of Irish origin. We will continue to engage with our suppliers to ensure the next generation of trees along the Schemes are ready for replanting when the time comes.

## Tree growth over time: what to expect

The tree species, sizes, and spacing shown are examples of the design intent. Final choices will depend on availability and detailed ground investigations.

- ▶ Fast-growing trees (alder, silver birch, Norway maple, London plane, Chanticleer pear, upright cherries) add 45–70 cm of canopy per year.
- ▶ Medium-growing trees (field and red maples, hornbeam, Turkish hazel, rowan, white spruce) grow steadily at 25–45 cm per year.
- ▶ Slow-growing trees (ginkgo, oaks—holm oak closer to medium) grow less than 25–35 cm per year but provide long life and valuable habitat.
- ▶ Turkish hazel is tough in drought and urban conditions.
- ▶ London plane and maples tolerate urban environments.
- ▶ Red maple prefers moist ground.
- ▶ Hawthorn, cherries, and pear trees bloom in spring.
- ▶ Sweet gum and maples provide strong autumn colour.
- ▶ Quercus robur 'Fastigiata' (Common Oak) grows upright, making it suitable for narrow spaces.

### Site preferences and resilience:

- ▶ Alder thrives in wet, low-fertility soils.
- ▶ Holm oak withstands wind and salt.

**Table 13.1: Proposed Tree Species**

Native Trees		
Alder	Hawthorn	Pedunculate Oak
Strawberry Tree	Holly	Wild Cherry
Aspen	Rowan	Whitebeam
Bird Cherry	Scots Pine	White Willow
Crab Apple	Sessile Oak	

Native Shrubbery / Understorey		
Blackthorn	Dog Rose	Juniper
Hawthorn	Guelder Rose	Spindle
Buckthorn	Hazel	
Grey Willow	Honeysuckle	

## Non-native Trees

### Maples

Field Maple 'Elegant'	Norway Maple 'Crimson King'	Norway Maple 'Obelisk'
Field Maple 'Elsrijk'	Norway Maple 'Emerald Queen'	Red Maple
Norway Maple (species)	Norway Maple 'Globosum'	Freeman Maple 'Autumn Blaze'

### Birches

Birch, Chinese Redbarked / Chinese Silver (Betula albosinensis 'Fascination')	Birch, River (Betula nigra)
Birch, Himalayan (Betula jacquemontii)	(Silver/Downy birch listed above as native)

### Elms & Allies

Elm 'New Horizon'	Elm 'Dodoens'
Elm 'Columella'	Japanese Zelkova 'Green Vase'

### Planes & Poplars

London Plane (Platanus × acerifolia / × hispanica)	Black Poplar (commonly planted/introduced in Ireland)
--	---

### Oaks

Holm Oak	Pin Oak 'Fastigiata'
----------	----------------------

### Limes (Lindens)

Smallleaved Lime (species)	Smallleaved Lime 'Rancho'	Caucasian Lime 'Euchlora'
Smallleaved Lime 'Green Spire'	Silver Lime (species)	
Smallleaved Lime 'Greenspire'	Silver Lime 'Brabant'	

### Cherries / Plums / Serviceberry

Cherry, Doubleflowered Wild ('Plena')	Cherry, Tibetan	Serviceberry / Shadbush ('Robin Hill')
Cherry, Winterflowering ('Autumnalis')	Plum, Purpleleaf	

### Rowans / Whitebeams (nonnative taxa)

Chinese Rowan	Whitebeam 'Majestica'
Swedish Whitebeam ('Brouwers')	Whitebeam 'Lutescens'

(Rowan species is native; listed above under native)

### Pines / Spruce

Black Pine	Monterey Pine	White Spruce
------------	---------------	--------------

### Other Broadleaves

Hornbeam (species)	Sweet Chestnut	Sweet Gum 'Levis'
Hornbeam 'Frans Fontaine'	Ginkgo / Maidenhair Tree	Upright Tulip Tree ('Fastigiata')
Hornbeam 'Fastigiata'	Honey Locust (species)	English Walnut
Beech	Honey Locust 'Skyline'	Black Walnut
Turkish Hazel	Honey Locust 'Street Keeper'	Callery/Ornamental Pear 'Chanticleer'
Red Horse Chestnut (incl. 'Brioti')	Liquidambar/Sweet Gum (species)	Wild Service Tree

**Table 13.2 Common and scientific names of tree species**

Species - Scientific Name	Common Names in English - Irish	Metres (of tree when fully grown)
Acer campestre	Field maple	12/14
Acer campestre	Field maple	8/10
Acer platanoides	Norway maple	14/16
Acer rubrum	Red maple	14/16
Aesculus x carnea	Red horse chestnut	12/14
Alnus glutinosa	Common alder	14/16, 12/14
Betula pendula	Silver birch / Beith gheal	14/16
Corylus colurna	Turkish Hazel	20-25
Carpinus betulus	Hornbeam	18-20
Ginkgo biloba	Maidenhair tree	8-20
Picea glauca	White spruce	2.5-3
Crataegus monogyna	Hawthorn	12-14
Crataegus laevigata	Paul's Scarlet (Midland hawthorn)	12-14
Sorbus aucuparia	Rowan / Cáorthann 'Sheerwater Seedling'	18-20
Sorbus aucuparia	Rowan / Cáorthann	12-14
Prunus 'Sunset boulevard'	Flowering cherry tree 'Sunset Boulevard'	18-20
Pyrus calleryana 'Chanticleer'	Flowering cherry tree	14-16
Liquidambar styraciflua	Sweetgum 'Levis'	14-16
Platanus x hispanica	London plane	14-16
Platanus x hispanica	London plane	30-35
Quercus Ilex	Holm oak	18-20
Quercus robur	Fastigate common oak	18-20
Quercus robur	Common oak	10-12, 14-16, 18-20



# Proposed replanting timeline

Ideally trees will be planted in the autumn when stored energy is sequestered into roots, transpiration rates are drastically lower, and soil temperatures are still relatively warm. This increases the likelihood of roots growing into surrounding soil profile and lowers the chances of wilt. Root-balled trees can typically be planted any time of year, as long as the root system is kept moist to avoid wilting, and watered outside of freezing temperatures to avoid frost damage.

# Your feedback made the difference

Prior to the planning application, multiple Public Consultations and Scheme presentations took place with local community groups. Stakeholders and statutory bodies including Dublin City Council, Dún Laoghaire Rathdown County Council, Fingal County Council, South Dublin County Council, and the Office of Public Works have been consulted through the design process. Feedback from the community post planning has also been acted upon.

## Tree Replacement Strategy A Brief Overview



### Early project planning

seek to avoid or minimise impacts




### Our approach to tree replacement

plant more trees than we remove in a considered and integrated manner




### Repurpose the felled trees sustainably to benefit the wider community



### Main project delivery

progressive replacement – plant more trees than we remove



### Rationale for species of tree selection

a combination of standard to semi-mature trees will provide immediate and long-term benefits



### Rationale for use of mature trees

already grown/fully established



### Why is vegetation removal needed?

in accordance with planning approval to facilitate essential infrastructural works



### How the decision is made to remove trees?

A detailed Arboriculture Impact Assessment was conducted




### The NTA tries NOT to remove trees wherever possible to minimise environmental impacts



### Timeline for replanting

will be dependent on a number of environmental and ecological factors including seasonal planting windows and will be determined by the appointed contractors in each case




### How many trees will be replanted?

Total replanting area 17,417m<sup>2</sup> of woodland



### Tree suppliers

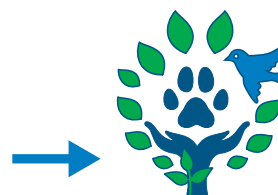
Approved with Certificate of Provenance Declaration Forms



### Larger felled trees will be repurposed for the following wherever possible



### Local Community Groups and Projects



### Biodiversity Garden



## Frequently asked questions (FAQs)

### **Q Will the NTA be replacing all trees removed as part of the project?**

While some tree loss is unavoidable, a robust replanting strategy has been developed. Once complete, the project will result in an overall net increase of 6,187 semi-mature trees and 17,417m<sup>2</sup> of woodland area, ensuring long-term environmental benefits and alignment with the Dublin City Tree Strategy.

### **Q Why is vegetation removal needed?**

Vegetation removal is necessary to facilitate key infrastructure upgrades such as widened footpaths, cycle lanes, and improved public transport corridors. Despite best efforts to protect trees, 2,953 trees and 38,188m<sup>2</sup> of woodland are estimated to be impacted. These losses have been addressed through a targeted mitigation and replanting strategy.

### **Q What is the process for deciding if a tree needs to be removed?**

A detailed Arboriculture Impact Assessment was carried out. This included a tree survey, impact analysis, and mitigation planning. Only trees with a stem diameter of over 75mm at 1.5m above ground level were considered, and removal decisions were made based on safety, infrastructure needs, and ecological value.

### **Q How will the contractor work safely to minimise damage to live trees particularly during excavation works?**

The contractor will take every effort to ensure the appropriate safety protocols are in place prior to undertaking any excavation works by first conducting a feasibility study, measuring the exact distances between the site area/live works and nearby trees, and safely cordoning off and securing the area(s) to prevent unnecessary breaking of branches and damage to surrounding trees. The contractor will ensure up-to-date records and measurements are kept and will be updated in real time as works progress.

### **Q Does the NTA try to avoid removing trees wherever possible?**

Yes. The design has been refined in multiple locations, including Grattan Crescent, Ballyfermot Road, and Emmet Road, specifically to retain mature trees. In some cases, cycle tracks have been locally narrowed to avoid tree removal. Tree retention is a key priority throughout the design process.

### **Q Why hasn't the NTA planted more trees in some locations?**

Tree planting is guided by site-specific constraints such as underground services, safety requirements, and available space. In areas where full-sized trees cannot be accommodated, native whip planting and enhanced tree pits are used to support biodiversity and soil health.

### **Q How will the newly planted and existing trees be adequately maintained?**

For the first two years, the contractor will establish a regular watering/weeding planting regime to ensure the trees and vegetation are adequately watered and weeded before handing over to the local authority for ongoing maintenance.

## **Q How were residents invited to have their say?**

Residents were invited to participate in several public consultations, including the Non-Statutory Public Consultation on the Emerging Preferred Routes (EPRs) for the 12 Bus Connects Dublin Core Bus Corridor Schemes. Feedback from these sessions directly influenced design changes, including tree retention and improved pedestrian access.

## **Q How does the project ensure communities benefit from tree-related works?**

Larger felled trees will be repurposed to benefit the local community, including the creation of biodiversity gardens or donated to local community groups such as community gardens and local schools, ensuring sustainable reuse and community benefit.

## **Q How will these newly planted trees positively impact the local environment?**

As a direct result of the ongoing improvement in tree planting standards, the newly planted trees will likely flourish more and ultimately provide more benefits than what is being removed. In the past, street trees were planted in more-confined conditions where they never reached their potential.

## **Q When will the replacement trees be delivered?**

Replacement planting will be carried out during the construction phase, timed to align with seasonal planting windows and coordinated with other infrastructure works. This ensures optimal establishment and long-term success of the new trees.

## **Q How will these newly planted trees positively impact the local environment?**

The newly planted trees will help create greener, healthier streets across the BusConnects project and help support long-term, enhanced biodiversity by improving air quality as well as carbon absorption from the atmosphere as these trees mature. The newly planted trees will ultimately provide more benefits than the number of trees being removed. Wherever possible, felled trees will be repurposed to offer direct benefits to local communities including public gardens and schools projects.

# Index - An overview of tree replacement per BusConnects Core Bus Corridor (CBC) Scheme

**Table 13.1: Proposed tree species listed in the table below**

\*Please note that the tree figures are accurate at time of publication and may be subject to change throughout the lifecycle of the project

<b>Ballymun Finglas to City Centre</b>	Individual Trees	Retained Trees	Removed Trees	Proposed Trees	Total Trees
		276	512	1343	831
<b>Belfield/Blackrock to City Centre</b>	Individual Trees	Retained Trees	Removed Trees	Proposed Trees	Total Trees
		TBC	329	349	TBC
	Woodland Trees	Existing Woodland	Removed Woodland	Proposed Woodland	Total Woodland
		0.38ha	TBC	0.12ha	TBC
<b>Blanchardstown to City Centre</b>	Individual Trees	Retained Trees	Removed Trees	Proposed Trees	Total Trees
		413	TBC	793	TBC
	Woodland Trees	Retained Woodland	Removed Woodland	Proposed Woodland	Total Woodland
		TBC	0.93ha	0.96ha	TBC
<b>Bray to City Centre</b>	Individual Trees	Retained Trees	Removed Trees	Proposed Trees	Total Trees
		1,384	359	551	1,576
	Woodland Trees	Retained Woodland	Removed Woodland	Proposed Woodland	Total Woodland
		166,957 m2	19,246 m2	4,153m2	151,924m2
<b>Clongriffin to City Centre</b>	Individual Trees	Retained Trees	Removed Trees	Proposed Trees	Total Trees
		779	221	545	1324
<b>Kimmage to City Centre</b>	Individual Trees	Retained Trees	Removed Trees	Proposed Trees	Total Trees
		81	17	117	198

<b>Liffey Valley to City Centre</b>	Individual Trees	Retained Trees	Removed Trees	Proposed Trees	Total Trees
		462	179	354	637
	Woodland Trees	Retained Woodland	Removed Woodland	Proposed Woodland	Total Woodland
		6,120m2	1,262m2	504m2	5,362m2
<b>Lucan to City Centre</b>	Individual Trees	Retained Trees	Removed Trees	Proposed Trees	Total Trees
		1402	301	465	1566
<b>Ringsend to City Centre</b>		Retained Trees	Removed Trees	Proposed Trees	Total Trees
		312	135	131	443
<b>Swords to City Centre</b>	Individual Trees	Retained Trees	Removed Trees	Proposed Trees	Total Trees
		804	180	91	715
	Woodland Trees	Retained Woodland	Removed Woodland	Proposed Woodland	Total Woodland
		90,480 m2	8,380m2	1,160m2	8,3260m2
<b>Tallaght/Clondalkin to City Centre</b>		Retained Trees	Removed Trees	Proposed Trees	Total Trees
		3,023	720	1,048	4,071
<b>Templeogue/Rathfarnham to City Centre</b>	Individual Trees	Retained Trees	Removed Trees	Existing Trees	New Trees
		TBC	TBC	169	400
	Woodland Trees	Retained Woodland	Removed Woodland	Proposed Woodland	Total Woodland
		0.23ha	TBC	0.08ha	TBC